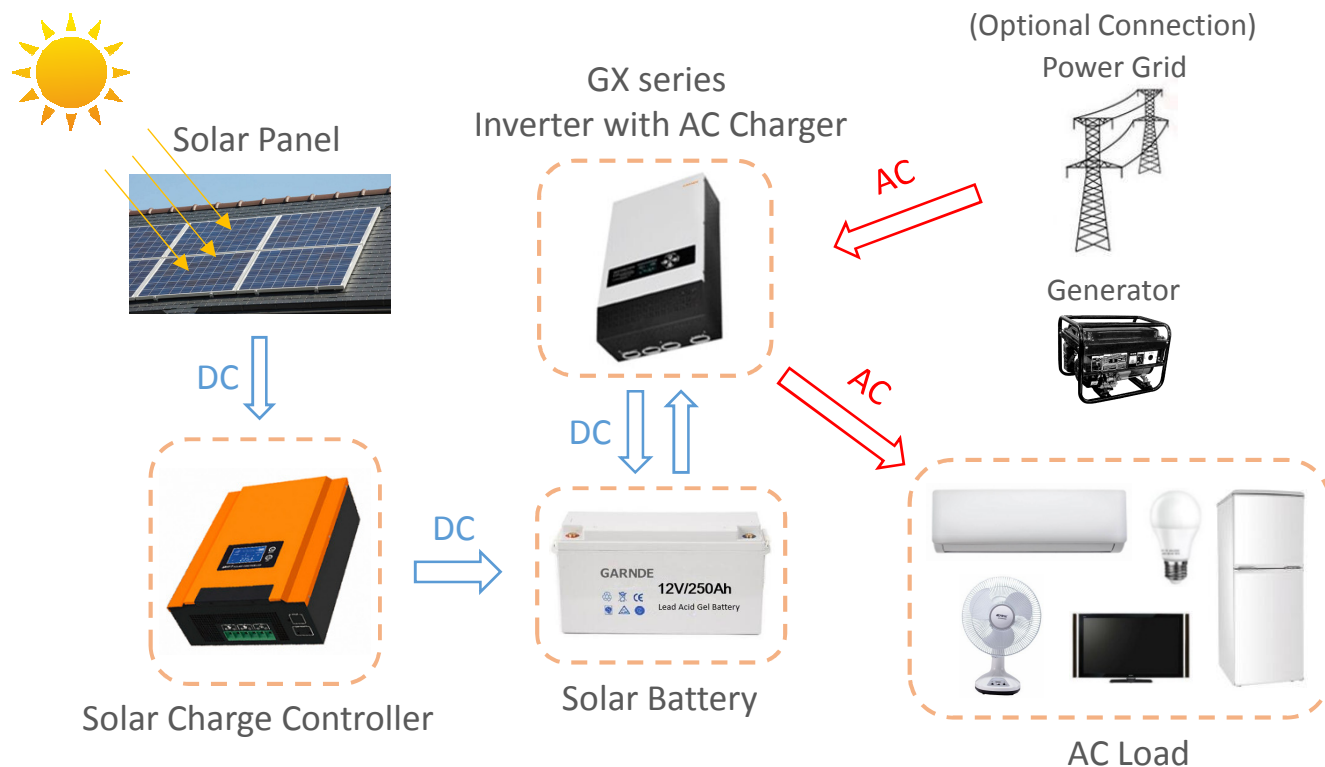


HERO series



2160W 2700W 3240W 4320W 5400W

SYSTEM DIAGRAM



STANDARD SYSTEMS

Solar Power	Drawing No. (System No.)	Stored Energy for Usage (Batteries 50% Discharged)
2160W	HR2160	4800Wh
2700W	HR2700	6000Wh
3240W	HR3240	7200Wh
4320W	HR4320	9600Wh
5400W	HR5400	12000Wh

HERO series



2160W 2700W 3240W 4320W 5400W

APPLICATIONS & FEATURES

- * Applicable for areas where have unstable power grid or high cost power.
- * Grid power priority or battery power priority can be selected and set on inverter (LCD display).
- * Battery power be the emergency power when grid power is off in Grid-Power-Priority mode.
- * Automatically switch to grid power when battery power is discharged to a certain range in Battery-Power-Priority mode.
- * Easy for installation and maintenance.
- * Reliable for long-time running.

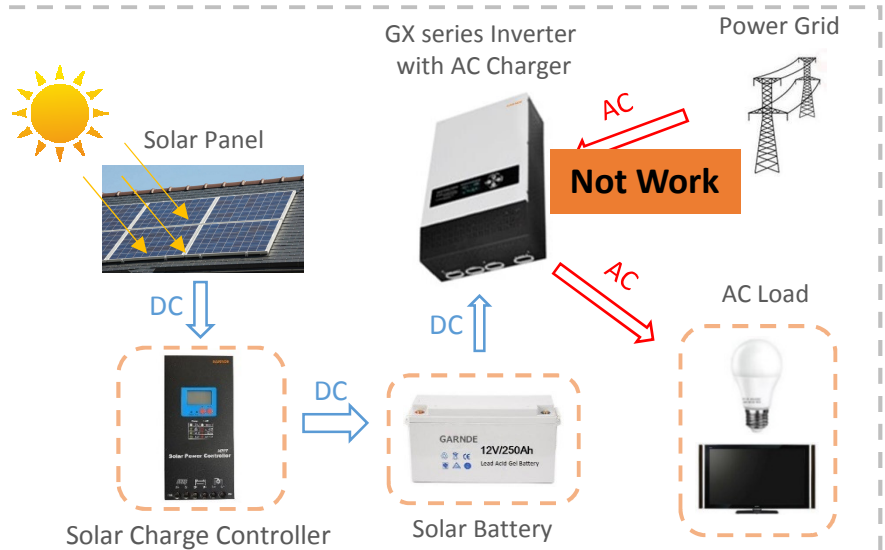


• Battery-Power-Priority mode

In Battery-Power-Priority mode, solar panes charge the battery system through solar charge controller.

The inverter convert DC power from battery to AC power to drive the loads.

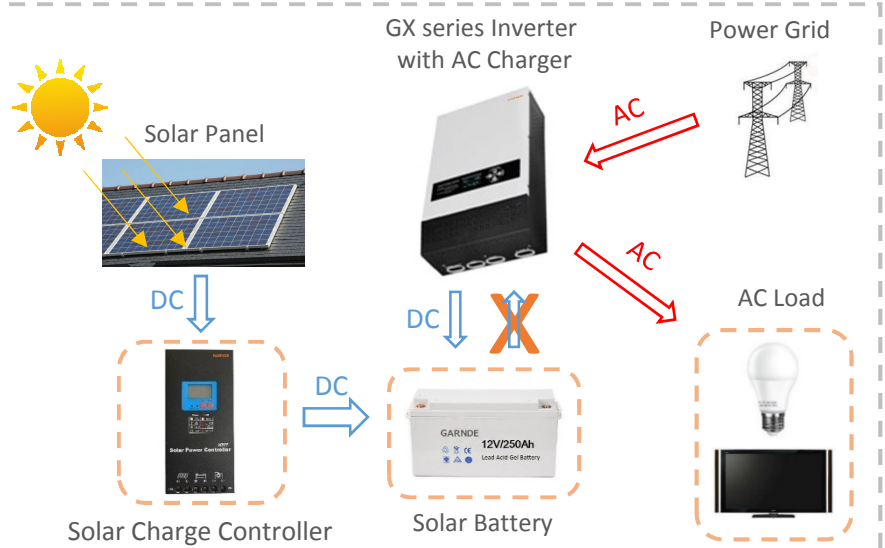
AC power grid is off.



When the battery is discharged, the inverter turn off the battery discharge and turn on the power grid AC charger to charge the battery automatically.

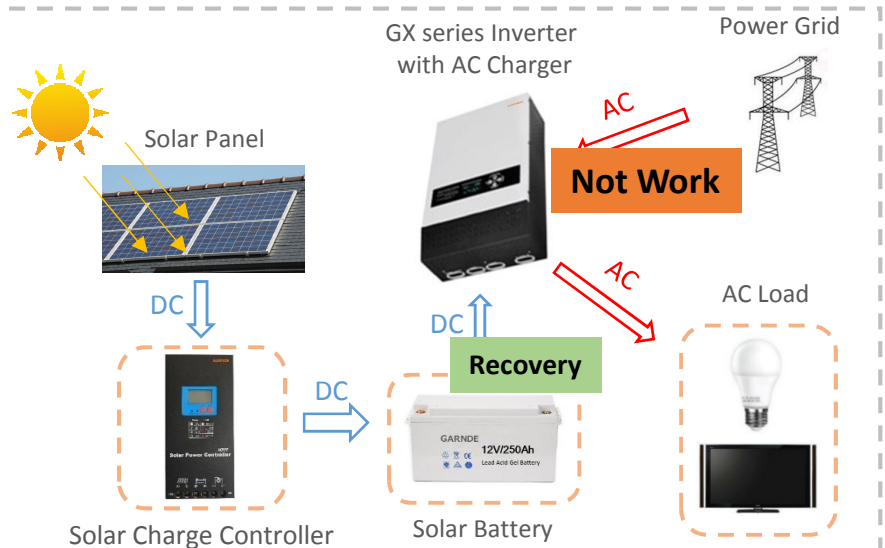
At the same time, the AC power grid drive the loads.

The solar panels are still charging the battery through solar charge controller.



When the battery system is charged. The inverter turn off the power grid AC charger and turn off the AC input automatically.

The solar system back to inverter converting DC power from battery to AC power to drive the loads again.

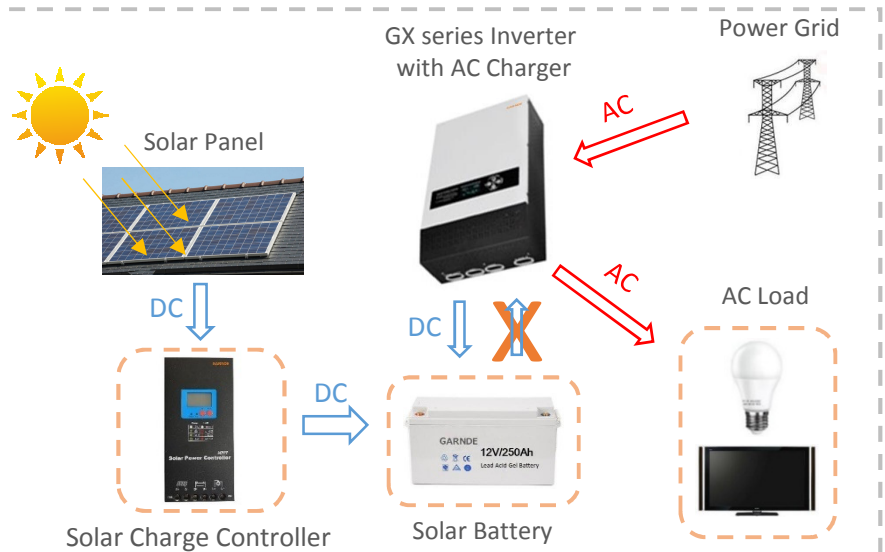


• Grid-Power-Priority mode

In Grid-Power-Priority mode, the AC power grid drive the loads and charge the battery system.

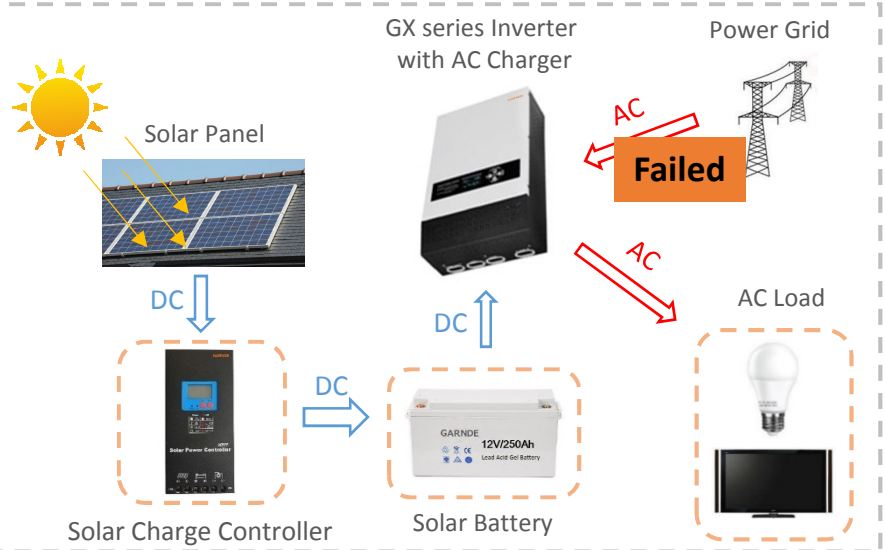
The solar panels also charge the battery system.

the battery system does not discharge.



When the AC power grid is off, the inverter turn on the battery discharge automatically and convert DC power to AC power to drive the loads.

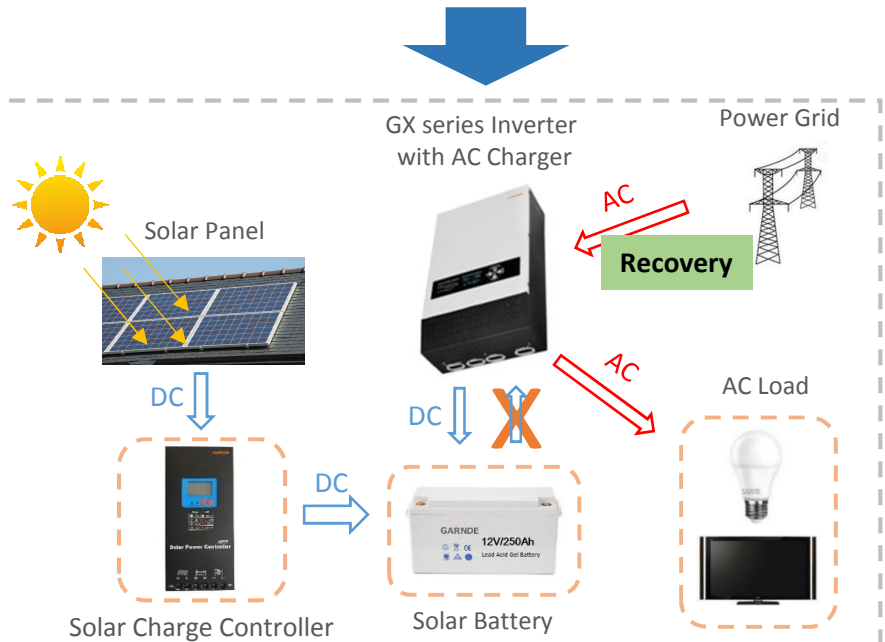
The solar panels keep charging the battery through solar charge controller.



When the AC power grid is recovered, the inverter turn off the battery discharge.

The AC power grid drive the loads and charge the battery.

The solar panels still charge the battery system.



TECHNICAL SPECIFICATIONS

Model	HR2160	HR2700
Solar Power	2160W	2700W
Possible Appliance	Light Bulb, Table Fan, TV, Refrigerator Laptop Computer, Microwave Oven, etc.	Light Bulb, Table Fan, TV, Refrigerator 9000BTU Air Conditioner, etc.
Load Power	< 3000W	< 3000W
Solar Panel		
Type	Poly 270W	Poly 300W
Quantity	8 pcs	9 pcs
Dimensions	1640 x 992 x 40mm	1956 x 992 x 45mm
Maximum Power Voltage (Vmp)	31.26V	36.72V
Maximum Power Current (Imp)	8.64A	8.17A
PV Cable and Connector		
Outdoor PV Cable	4mm ²	4mm ²
2 to 1 PV Connector	1 pair	/
3 to 1 PV Connector	/	1 pair
MC4 Connector	1 pair	1 pair
Solar Charge Controller		
Model	SM48-50	SM48-60
Quantity	1 pc	1 pc
Charging Mode	MPPT	
Max. PV Input Voltage	150V	
Protection Grade	IP30	
Solar Battery (Lead Acid Gel Battery)		
Type	12V 200Ah	12V 250Ah
Quantity	4 pcs	4 pcs
Battery System Voltage	48V	48V
Inverter with AC Charger		
Model	GX3000-48-230	
Rated Power	3000W	
Peak Power	6000W	
DC Input Voltage	48VDC	
AC Output Voltage Options (US or EU)	110VAC / 230VAC	
AC Output Waveform	Pure Sine Wave	
Protection Grade	IP30	
Cable		
Indoor DC Cable, DC Circuit Breaker to Solar Charge Controller, Solar Charge Controller to Battery, Battery to Power Inverter	Minimum 5 AWG Wire or RV 16mm ² Wire	Minimum 3 AWG Wire or RV 25mm ² Wire
PV Mounting System		
Material	Aluminium or Galvanized Steel	
General Features		
Working Condition	Ambient Temperature - 10°C ~ 50°C, Humidity ≤ 95%	
Self-protection	Over-load protection, short-circuit protection, over-heat protection	

TECHNICAL SPECIFICATIONS

Model	HR3240
Solar Power	3240W
Possible Appliance	Light Bulb, Table Fan, TV, Refrigerator, Microwave Oven, Air Conditioner, etc.
Load Power	< 4000W
Solar Panel	
Type	Poly 270W
Quantity	12 pcs
Dimensions	1640 x 992 x 40mm
Maximum Power Voltage (Vmp)	31.26V
Maximum Power Current (Imp)	8.64A
PV Cable and Connector	
Outdoor PV Cable	4mm ²
2 to 1 PV Connector	2 pairs
MC4 Connector	2 pairs
Solar Charge Controller	
Model	SM48-40
Quantity	2 pcs
Charging Mode	MPPT
Max. Charging Current	40A
Max. PV Input Voltage	150V
Protection Grade	IP30
Solar Battery (Lead Acid Gel Battery)	
Type	12V 150Ah
Quantity	8 pcs
Battery System Voltage	48V
Inverter with AC Charger	
Model	GX4000-48-230
Rated Power	4000W
Peak Power	8000W
DC Input Voltage	48VDC
AC Output Voltage Options (US or EU)	110VAC / 230VAC
AC Output Waveform	Pure Sine Wave
Protection Grade	IP30
Cable	
Indoor DC Cable, DC Circuit Breaker to Solar Charge Controller, Solar Charge Controller to Battery, Battery to Power Inverter	Minimum 3 AWG Wire or RV 25mm ² Wire
PV Mounting System	
Material	Aluminium or Galvanized Steel
General Features	
Working Condition	Ambient Temperature - 10°C ~ 50°C, Humidity ≤ 95%
Self-protection	Over-load protection, short-circuit protection, over-heat protection

TECHNICAL SPECIFICATIONS

Model	HR4320
Solar Power	4320W
Possible Appliance	Light Bulb, Table Fan, TV, Refrigerator, Microwave Oven, Air Conditioner, etc.
Load Power	< 5000W
Solar Panel	
Type	Poly 270W
Quantity	16 pcs
Dimensions	1640 x 992 x 40mm
Maximum Power Voltage (Vmp)	31.26V
Maximum Power Current (Imp)	8.64A
PV Cable and Connector	
Outdoor PV Cable	4mm ²
2 to 1 PV Connector	2 pairs
MC4 Connector	2 pairs
Solar Charge Controller	
Model	SM48-50
Quantity	2 pcs
Charging Mode	MPPT
Max. Charging Current	50A
Max. PV Input Voltage	150V
Protection Grade	IP30
Solar Battery (Lead Acid Gel Battery)	
Type	12V 200Ah
Quantity	8 pcs
Battery System Voltage	48V
Inverter with AC Charger	
Model	GX5000-48-230
Rated Power	5000W
Peak Power	10000W
DC Input Voltage	48VDC
AC Output Voltage Options (US or EU)	110VAC / 230VAC
AC Output Waveform	Pure Sine Wave
Protection Grade	IP30
Cable	
Indoor DC Cable, DC Circuit Breaker to Solar Charge Controller, Solar Charge Controller to Battery, Battery to Power Inverter	Minimum 3 AWG Wire or RV 25mm ² Wire
PV Mounting System	
Material	Aluminium or Galvanized Steel
General Features	
Working Condition	Ambient Temperature - 10°C ~ 50°C, Humidity ≤ 95%
Self-protection	Over-load protection, short-circuit protection, over-heat protection

TECHNICAL SPECIFICATIONS

Model	HR5400
Solar Power	5400W
Possible Appliance	Light Bulb, Table Fan, TV, Refrigerator, Microwave Oven, Air Conditioner, etc.
Load Power	< 6000W
Solar Panel	
Type	Poly 300W
Quantity	18 pcs
Dimensions	1956 x 992 x 45mm
Maximum Power Voltage (Vmp)	36.72V
Maximum Power Current (Imp)	8.17A
PV Cable and Connector	
Outdoor PV Cable	4mm ²
3 to 1 PV Connector	2 pairs
MC4 Connector	2 pairs
Solar Charge Controller	
Model	SM48-60
Quantity	2 pcs
Charging Mode	MPPT
Max. Charging Current	60A
Max. PV Input Voltage	150V
Protection Grade	IP30
Solar Battery (Lead Acid Gel Battery)	
Type	12V 250Ah
Quantity	8 pcs
Battery System Voltage	48V
Inverter with AC Charger	
Model	GX6000-48-230
Rated Power	6000W
Peak Power	12000W
DC Input Voltage	48VDC
AC Output Voltage Options (US or EU)	110VAC / 230VAC
AC Output Waveform	Pure Sine Wave
Protection Grade	IP30
Cable	
Indoor DC Cable, DC Circuit Breaker to Solar Charge Controller, Solar Charge Controller to Battery, Battery to Power Inverter	Minimum 3 AWG Wire or RV 25mm ² Wire
PV Mounting System	
Material	Aluminium or Galvanized Steel
General Features	
Working Condition	Ambient Temperature - 10°C ~ 50°C, Humidity ≤ 95%
Self-protection	Over-load protection, short-circuit protection, over-heat protection

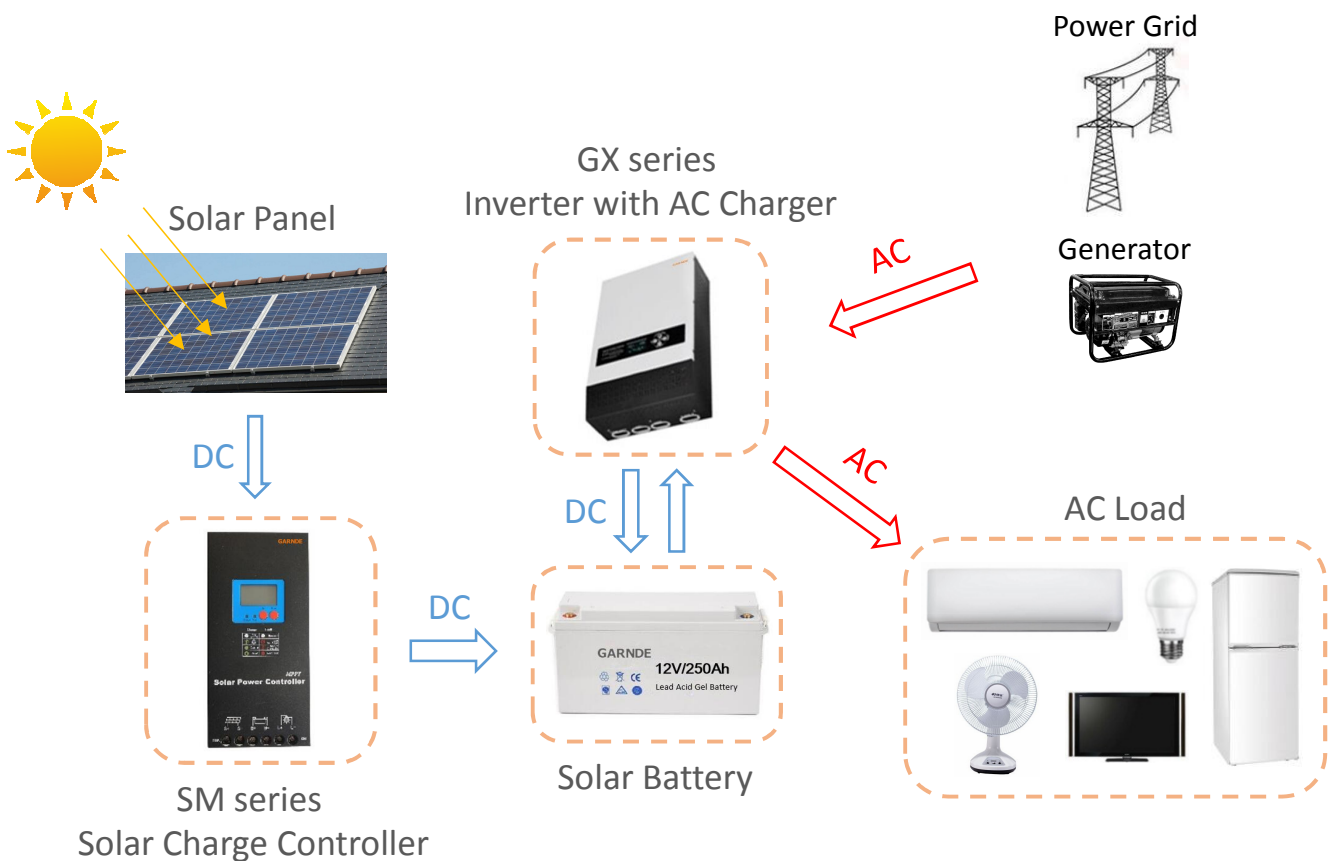
HERO series



Customized Solar System

Customized solar system can be designed flexibly according to daily or monthly energy usage requirement. Local latitude / sunshine time per day and weather conditions will also need to be considered to design the solar panel and battery quantity.

SYSTEM DIAGRAM



GARNDE

Garnde Solar Energy Corp.

1377 Jianlan Road, Hi-tech Zone

Ningbo 315000, Zhejiang, China

Tel: +86 574 8901 9228

Email: admin@garnde.com

www.garnde.com